

VET IN SCHOOLS PATHWAYS THE 2006 YEAR 12 COHORT REPORT



John Polese

Richard Teese

© State of Victoria, 2007

ISBN 978-0 7594-0479-3

Published by the Communications Division for the Department of Education and Early Childhood Development, GPO Box 4367, Melbourne, Vic. 3001, Australia.

The Department of Education and Early Childhood Development welcomes any use of this publication within the constraints of the Copyright Act 1968. Provided acknowledgement is made to the source, Victorian government and non-government schools and other education bodies are permitted to copy material freely for the purpose of teaching students in schools, or for communication with parents and others in the community. When a charge is authorised for supplying material, such charge shall be limited to direct costs only. When the material is sold for profit, then written authority must first be obtained.

Address inquiries to:

The Manager

Copyright Services

GPO Box 4367, Melbourne, Vic. 3001, Australia.

For further information

<http://www.sofweb.vic.edu.au/voced/research/index.htm>

contents

List of Tables and Figures	iv
Preface	v
Acknowledgements	vi
Executive Summary	1
The 2006 VET in Schools Cohort	1
Comparisons with Past Cohorts	1
Chapter 1 Introduction and Methodology	2
Introduction	2
Program Breadth	3
Gender	5
Regional Variation	5
Methodology: Comparisons with past cohorts	6
Chapter 2 Comparisons with Past Cohorts	7
Introduction	7
Destinations Data	7
Gender Differences	8
Comparisons with the Previous Ten Years	8
Reference	10
Appendix A Certificate Enrolments	11
Appendix B Study Score Certificates	18

List of tables and figures

Table 1:	<i>VET in Schools enrolments by year level and sector (excluding adult sector)</i>	4
Table 2:	<i>Students enrolled in study score VET units</i>	5
Table 3:	<i>All VET in Schools enrolments by type (excluding adult sector), 2006</i>	5
Table 4:	<i>VCAL enrolments by type of VET enrolment (excluding adult sector), 2006</i>	5
Figure 1	<i>Growth in VET in Schools enrolments, 1994–2006</i>	3
Figure 2:	<i>Proportion of students enrolled in VET in Schools by gender, 2006</i>	5
Figure 3:	<i>VET in Schools participation rates by labour force region, 2006</i>	6
Figure 4:	<i>Destinations of 2006 Year 12 VET in Schools students</i>	8
Figure 5:	<i>Destinations of 2006 Year 12 VET in Schools students by gender</i>	8
Figure 6:	<i>Study destinations of Year 12 VET in Schools students, 1996-2006</i>	9
Figure 7:	<i>Labour market destinations of Year 12 VET in Schools students, 1996-2006</i>	9

Preface

This is the twentieth in a series of reports from the Vocational Education and Training in Schools Programs project. It is the thirteenth in a series of destination studies - the destinations of the 1994 Year 12 cohort were reported in *The First Dual Recognition Students*, those of the 1995 cohort in *Dual Recognition - The Transition from School*, those of the 1996 cohort in *VET in Schools - The Transition from School*, those of the 1997 cohort in *VET in Schools - A Study of Post-Schooling Destinations*, those of the 1998 cohort in *The 1998 VET in Schools Cohort - How Do Their Post-Schooling Destinations Compare?*, those of the 1999 cohort in *Transitions from the VET in Schools Program - the 1999 Year 12 Cohort*, those of the 2000 cohort in *Transitions from the VET in Schools Program - the 2000 Year 12 Cohort*, those of the 2001 cohort in *VET in Schools Pathways - The 2001 Year 12 Cohort*, those of the 2002 cohort in *VET in Schools Pathways - The 2002 Year 12 Cohort*, those of the 2003 cohort in *VET in Schools Pathways - The 2003 Year 12 Cohort*, those of the 2004 cohort in *VET in Schools Pathways - The 2004 Year 12 Cohort* and those of the 2005 cohort in *VET in Schools Pathways - The 2005 Year 12 Cohort*.

This report outlines the destinations of the 2006 cohort, using data from 2005 and 2006 VCAA files, as well as data gathered by telephone surveys conducted as part of the *On Track* program.

This report is part of an ongoing study into the implementation of the VET in Schools program. This study includes the yearly tracking of Year 12 students who are enrolled in VET in Schools units into their post-schooling destinations.

Acknowledgements

The authors gratefully acknowledge the assistance of Dr Sara Glover and Dr Trish Corrie of the Victorian Department of Education and Early Childhood Development, and Mr Michael Dalton of the Victorian Curriculum and Assessment Authority.

We also extend our thanks to the school leavers who gave up their time to participate in the telephone interviews.

All responsibility for the management of the data and for the interpretations and conclusions set out in this report rests with the authors.

This research is funded by a grant from the Victorian Department of Education and Early Childhood Development.

Executive Summary

→ The 2006 VET in Schools Cohort

- Enrolments in the VET in Schools program have continued to grow. VCAA data indicates that over 35,000 students were enrolled in 2006.
- The 2006 cohort - the subject of this study was made up of 26,811 students enrolled in Year 11 (up from 25,762 in 2006) and 9,693 students in Year 12 (increasing from 8,715 in 2006).
- The participation rate of male students was higher than that of female students in both Years 11 and 12.
- VET in Schools enrolment rates were highest in non-metropolitan Victoria and in regions with a low socio-economic profile, e.g. the northern suburbs of Melbourne and the Mornington Peninsula.
- The number of certificates offered in the VET in Schools program in 2006 was 297.
- The number of providers offering VET in Schools programs rose from 503 in 2003 to 536 in 2006.
- The number of VET in Schools students with study score enrolments in 2006 was 6,883.

→ Comparisons with Past Cohorts

The destinations of the 2006 VET in Schools graduates were: 23.6 per cent enrolled in VET; 28.9 per cent enrolled at university; 14.3 per cent apprentices or trainees; 13.2 per cent in full-time work; 14.4 per cent in part-time work; and 5.5 per cent looking for work.

Analysis of destinations over the last ten years shows that the pattern of destinations has not changed greatly, and that VET in Schools graduates have continued to use their Year 12 program to access a range of tertiary and labour market destinations.

However, some trends may be noted:

- After declines in the rate of transfer to VET from 1996 to 1998, the proportions of VET school leavers entering this destination have risen steadily until the 2004 cohort, with a drop of 7.2 percentage points from 2003 to 2004, a further drop of 3.1 percentage points from 2004 to 2005 and a drop of 2.3 percentage points from 2005 to 2006.
- Transition to university, which rose consistently until 1998, then fell until 2003, rose sharply by 8.3 percentage points from 2003 to 2004 and increased again from 2004 to 2005 by 4.6 percentage points. For the current cohort, transition to university has declined by 2.1 percentage points.
- Levels of transition to full-time work have been in a pattern of decline over recent years, with the exception of a spike in 2001. There was a 0.9 percentage point increase for the 2005 cohort and a further 1.9 percentage points increase for the current cohort.
- The proportion of graduates reporting as looking for work showed a steady decline from 2002 to 2005, and has increased slightly (0.4 percentage points) for the current cohort.

Gender differences, as identified in past years, remain evident. These include:

- proportionally more girls going into tertiary education. The difference is large – 4.0 percentage points in favour of girls for university and 3.4 percentage points in favour of girls for VET.
- proportionally more boys are going into apprenticeships/traineeships.

chapter

1

Introduction and Methodology

→ Introduction

Successive Year 12 cohorts of VET in Schools graduates have been tracked since the inception of the program in 1994. In recent years, this has been extended to include the tracking of samples of “mainstream” VCE students and, since 2003, the entire Year 12 cohorts of VCE and VCAL students have been tracked through the *On Track* survey program conducted by the University of Melbourne for the Department of Education and Early Childhood Development (DEECD).

Since the findings for the broader cohort of VCE students have already been reported in a document prepared for the DEECD, this report focuses on the enrolment and destinations data for VET in Schools students only.

A Vocational Education and Training (VET) program is considered to be a VET in Schools program if it is undertaken as part of a senior secondary certificate and its completion by the student provides credit towards a recognised qualification within the Australian Qualifications Framework. In Victoria there are two senior secondary certificates available, the Victorian Certificate of Education (VCE) and the Victorian Certificate of Applied Learning (VCAL). Therefore, the VET in Schools program provides a vocationally-oriented program of studies within the framework of a senior certificate. Some VET in Schools students may be enrolled in School Based Apprenticeships. These students undertake their senior certificate while being employed and trained under a Training Contract registered with the Office of Training and Tertiary Education (OTTE), Department of Industry Innovation and Regional Development (DIIRD), Victoria. These programs count towards the requirements of the senior certificate in the same way as their related VET subjects within the senior certificate program.

The success of the VET in Schools program in securing strong transition outcomes has been noted in past reports. However, this success is underlined by consistent growth in enrolments over the years since the program’s establishment. This growth has continued, as the most recent figures indicate. Enrolments for the 2006 cohort have risen from 25,762 in 2005 to 26,811 in 2006 among Year 11 students, and from 8,715 among Year 12 students to 9,693.

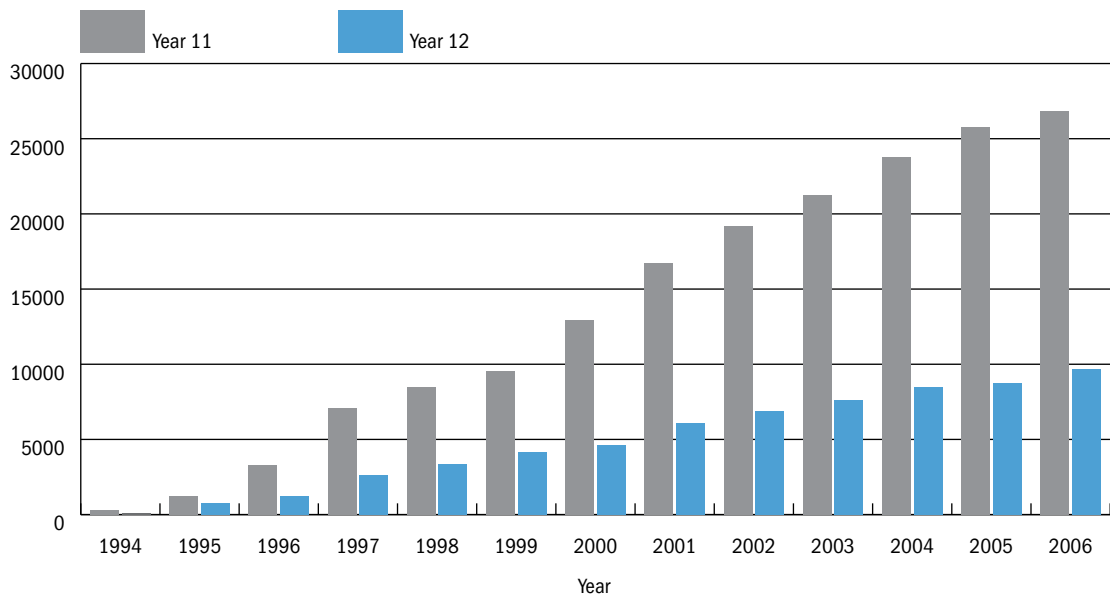
Contributions to this growth in activity have come from School Based Apprenticeships programs and from VCAL. Data on 2006 activity in these and “traditional” VET programs are provided later in this chapter.

Victorian Curriculum and Assessment Authority (VCAA) data for the 2006 cohort indicates continued and significant growth over the last year, with 26,811 students now enrolled in Year 11 and 9,693 students now enrolled in Year 12, making a total cohort of 36,504 in 2006.

Figure 1 illustrates graphically the extent and continuing strength of this growth from the year of the program’s implementation in 1994 until 2006 - from under 500 students to over 35,000. Table 1 shows enrolments broken out by sector and year level for the nine years from 1996 to 2006.

A further indicator of growth is evident in the increasing number of schools offering VET in Schools programs - 410 in 1999, 443 in 2000, 471 in 2001, 481 in 2002, 503 in 2003, and 536 in 2006 (VCAA, Victoria, 2006).

Figure 1: Growth in VET in Schools enrolments, 1994-2006



→ Program Breadth

Growth in enrolments has been matched by growth in program breadth, as measured by the number of certificates offered in the VET in Schools program. In 1999, 39 certificates were on offer, while in 2006 this had risen to 339 as listed in Appendix A.

The number of VCE VET studies with a Study Score has also grown, from the two original programs in the pilot year of 1999 (Business/Office Administration and Hospitality) to four programs in 2000 and ten programs in 2002 and 2003. There are now 189 VCE VET programs that had a Study Score available to students undertaking the relevant 3-4 sequence in 2006 (see Appendix B).

Growth may also be seen in the increasing numbers of students enrolling in VET in Schools units with a Study Score (see Table 2). Despite a slight fall in 2005 from the 2004 numbers, enrolments in 2006 showed an increase in enrolments in VET units with a study score.

Another indicator of program breadth may be found in a breakdown of VET in Schools enrolments by type of VET enrolment - VET in the VCE, School Based Apprenticeships or other VET (Table 3). Contained within these groups are the 8,386 VCAL enrolments in VET subjects. Table 4 breaks these out by type of VET enrolment.

As a student may be enrolled in more than one type of certificate these numbers total considerably more than those in Table 1 (36,801 versus 34,477).

A similar qualification applies to the foregoing table, with students enrolled in more than one VET in Schools certificate.

Table 1: VET in Schools enrolments by year level and sector (excluding adult sector)

Year	Level	Catholic	Government	Independent	Total
1996	Year 11#	723	2507	60	3290
	Year 12	286	866	65	1217
	Total	1009	3373	125	4507
1997	Year 11#	1818	4974	260	7052
	Year 12	568	1957	84	2609
	Total	2386	6931	344	9661
1998	Year 11#	1938	5813	714	8465
	Year 12	847	2283	210	3340
	Total	2785	8096	924	11805
1999	Year 11#	2016	6430	1121	9567
	Year 12	928	2905	332	4165
	Total	2944	9335	1453	13732
2000	Year 11#	2695	8567	1701	12963
	Year 12	950	3281	382	4613
	Total	3645	11848	2083	17576
2001	Year 11#	3262	11244	2221	16727
	Year 12	1360	4191	530	6081
	Total	4622	15435	2751	22808
2002	Year 11#	3590	12768	2808	19166
	Year 12	1600	4598	645	6891
	Total	5175	17335	3448	26057
2003	Year 11#	4086	14227	2954	21267
	Year 12	1702	5229	693	7624
	Total	5788	19456	3647	28891
2004	Year 11#	4506	15741	3535	23782
	Year 12	1643	6063	757	8463
	Total	6149	21804	4292	32245
2005	Year 11#	4,896	17,073	3,793	25,762
	Year 12	1,664	6,199	852	8,715
	Total	6,560	23,272	4,645	34,477
2006	Year 11#	5,368	17,460	3,983	26,811
	Year 12	1,934	6,792	967	9,693
	Total	7,302	24,252	4,950	36,504

SOURCE: VCAA, Victoria, 2007
 #Year 11 includes enrolments in Year 10 and below

Table 2: Students enrolled in study score VET units

Year	Number of students
1999	82
2000	1,302
2001	3,381
2002	5,336
2003	5,578
2004	6,615
2005	6,106
2006	6,883

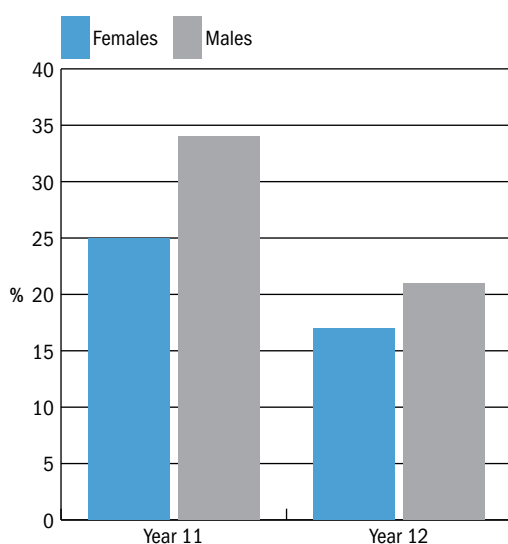
Table 3: All VET in Schools enrolments by type (excluding adult sector), 2006

VET type	Year 11	Year 12
VET in the VCE	21,212	7,076
SBA	3,733	1,769
VFE (Other VET)	3,992	1,563

Table 4: VCAL enrolments by type of VET enrolment (excluding adult sector), 2006

VET type	Year 11	Year 12
VET in the VCE	3,962	1,610
SBA	772	480
VFE (other VET)	1,807	981

Figure 2 Proportion of students enrolled in VET in Schools by gender, 2006



→ Gender

Figure 2 (below) illustrates the proportion of male and female students at each year level (11 and 12) enrolled in the VET in Schools program. As is consistent with trends in past years, the proportion of male students at both year levels is higher than that of female students.

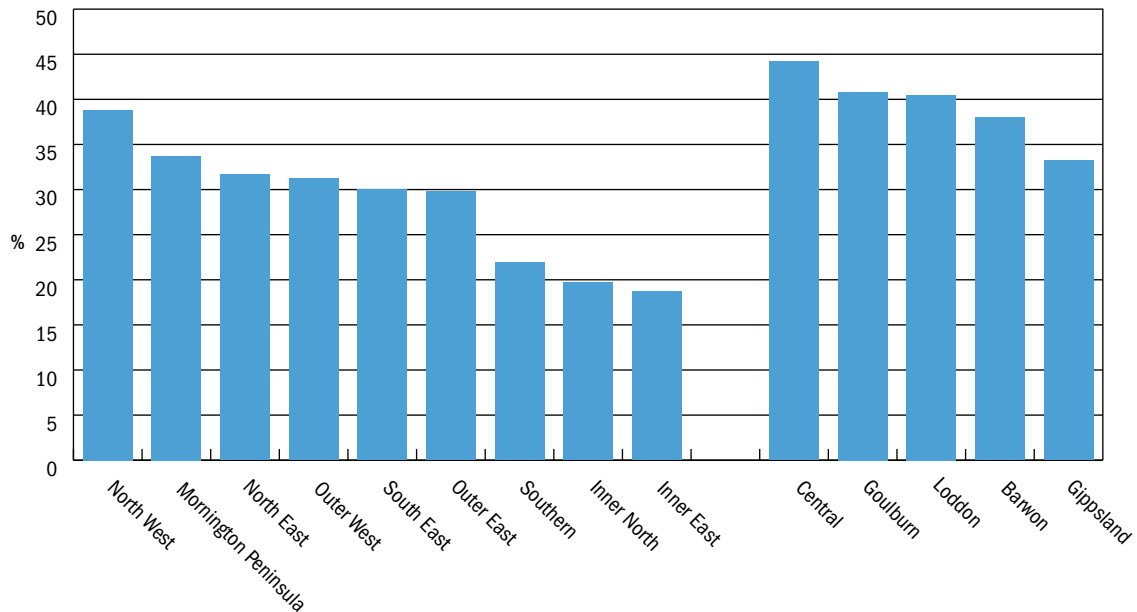
→ Regional Variation

The rate of VET in Schools activity, amongst Year 12s who complete the year, within each labour force region is estimated in Figure 3, which is based on *On Track* survey data. This chart shows that VET in Schools enrolment rates tend to be higher in non-metropolitan areas and higher in regions with low socio-economic profiles and low rates of transition to university.

For example, the north western suburbs of Melbourne and the Mornington Peninsula and surrounds, typically have lower retention rates, poorer academic achievement and poorer rates of transition to university than the inner eastern and inner southern suburbs of Melbourne (Teese 2000). These are the regions with the highest rates of VET in Schools activity in the metropolitan area. Similarly, the non-metropolitan regions also have poorer retention, achievement and university transition than Melbourne's inner east and south (Inner East, Inner Melbourne and Southern labour force regions) and these areas too have relatively high rates of VET in Schools activity.

VET in Schools broadens the curriculum and learning available to all young people. These differences in regional participation in VET in Schools suggest that this broader approach is more likely to be taken up in areas where achievement and transition to university have been weakest.

Figure 3 VET in Schools participation rates by labour force region, 2006*



* Data based on On Track survey of the 2006 Year 12 cohort

→ Methodology: Comparisons with past cohorts

The data on the destinations of the 2006 VET in Schools graduates are presented in a way that allows comparisons to be made with destinations data collected in the past. In order to allow a longer term perspective, the data have been treated so that they are comparable with published statistics on the destinations of past VET in Schools Year 12 cohorts (using a single indicator of destination which combines study and labour force status). However, the procedure used for the 2002, 2003, 2004, 2005 and 2006 cohorts is somewhat different from that employed in past years.

For cohorts prior to 2003, a match of VCAA enrolment data and VTAC tertiary admissions data would be made to determine which VET in Schools students entered university or TAFE by means of applications processed through VTAC. Following this, VCAA files would be analysed to identify which students had returned to school, either to repeat or complete their Year 12 studies. Estimates of transition to other destinations would then be calculated for the remainder of the VET in Schools cohort on the basis of data obtained from a telephone survey. This method allowed the calculation of the actual proportions

of graduates enrolling in university and TAFE through VTAC and provided reliable estimates based on the survey data for students accessing other destinations (including additional entrants to university or TAFE via direct entry).

For the 2002, 2003, 2004, 2005 and 2006 cohorts, survey data only have been used.

chapter

2

Comparisons with Past Cohorts

→ Introduction

In this chapter, the destinations data are summarised in such a way as to allow comparisons with past reports and to provide a ten-year perspective on the destination outcomes from the VET in Schools program. Destinations are defined using a simple categorisation which combines both labour market and study outcomes. However, while prior to 2002, this approach combined VTAC data on tertiary entrance and telephone survey data to estimate rates of transition to various study and labour market destinations, the current report relies entirely on survey data collected as part of the Department of Education and Early Childhood Development's *On Track* survey.

It should be noted, therefore, that while the earlier methodology allowed the reporting of actual rates of university transition (as provided by VTAC), the current methodology relies on survey data and may be under-estimating or over-estimating rates of transition to university.

It should also be noted that the current survey was conducted in March/April rather than in the period September to November as in years prior to 2002. Given seasonal variations in labour market cycles and the effects of semester times on rates of enrolment in tertiary education (as well as discontinuation of courses) this too may have affected rates of transition to specific destinations.

→ Destinations Data

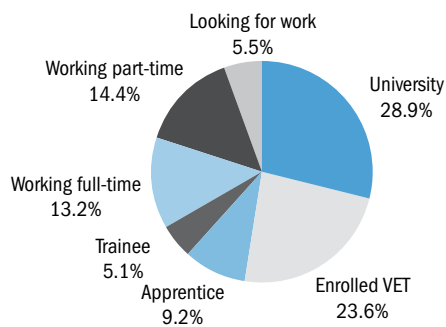
Figure 4 illustrates the proportions of 2006 VET in Schools Year 12 students entering different post-school destinations. As in past years, these school leavers used their program to access a wide range of destinations, ranging from university and TAFE to the labour market. And again, as in past years, positive outcomes were apparent for the majority of these students.

Over half of the cohort entered tertiary education, with 23.6 per cent enrolling in VET (most in TAFE but including small numbers of students who accessed private training colleges and ACE providers) and 28.9 per cent enrolling in university. A further 14.3 per cent entered an apprenticeship or traineeship. This group comprised 9.2 per cent who reported that they were engaged in an apprenticeship and 5.1 per cent who entered a traineeship of some kind.

The remaining 33.1 per cent of students entered the labour market without further training - a 3.1 per cent increase on the previous year's cohort. Of these, 13.2 per cent were in full-time work, 14.4 per cent were in part-time work and 5.5 per cent were looking for work.

Compared with the 2004 cohort, the proportion entering university rose sharply, while the proportion entering a vocational education and training destination declined. The proportion entering apprenticeships or traineeships also declined. The proportion of students in full-time work with no further education or training increased, while the proportions entering part-time work and looking for work both declined.

Figure 4: Destinations of 2006 Year 12 VET in Schools students



→ Gender Differences

As in past years, there were strong gender differences in the destinations of VET in Schools exiting students. Over time, these have shown consistent patterns as follows:

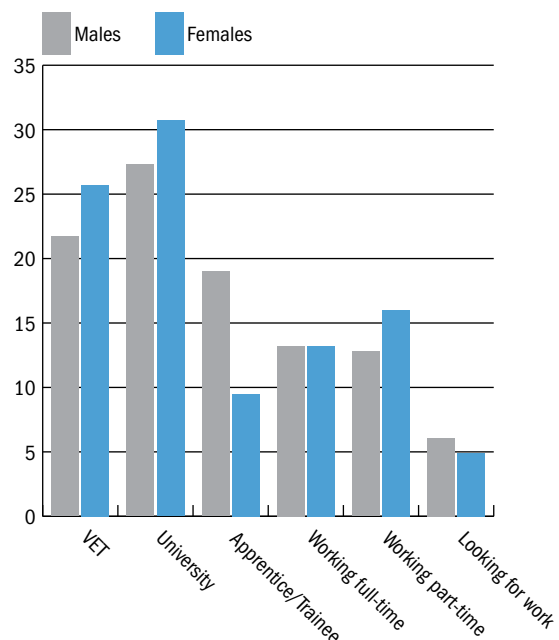
- Proportionally more girls going to university
- Slightly higher proportions of girls going into VET
- Proportionally more boys going into apprenticeships
- Proportionally more girls going into traineeships
- Proportionally more girls entering part-time work
- Similar proportions of boys and girls entering other destination categories.

These statements largely apply to the current school leavers - the 2006 cohort (see Figure 5). As in the past, a higher proportion of female graduates entered both university and VET. The gap between male and female university entry rates was 4.0 percentage points, while the gap in VET entry rates was 3.4 percentage points.

However, compensating for these differences in access to tertiary studies, boys were more likely to be found in the apprenticeship/traineeship category (19.0 per cent of boys, compared with 9.5 per cent of girls). Within this category, there were also gender differences, with 15.2 per cent of male VET in Schools graduates entering an apprenticeship compared with only 2.9 per cent of girls, and 6.5 per cent of girls becoming trainees compared with 3.7 per cent of boys. These gender differences seem to reflect the location of most apprenticeships in the traditionally male trade-related areas, while traineeships span a broader range of industry areas, including those more accessible to females.

Differences between patterns of female and male graduates' entry to the labour market were not large. However, girls were more likely to be working part-time (16.0 per cent compared to 12.8 per cent of boys). Boys and girls were equally likely to be working full-time (13.2 per cent). Boys were more likely than girls to be looking for work (6.1 per cent compared to 4.9 per cent of girls). Over recent years, female graduates from the VET in Schools program have shown a greater tendency to enter part-time work, but their rate of entry to full-time work has tended to be comparable with that of males, while their rate of looking for work has tended to be slightly lower than that of males.

Figure 5: Destinations of 2006 Year 12 VET in Schools students by gender



→ Comparisons with the Previous Ten Years

Figures 6 and 7 compare the destinations of the 2006 cohort with those of the previous ten years. Figure 6 compares education and training destinations and Figure 7 compares labour market destinations. The pattern of destinations over the 11 years has not changed greatly, and VET in Schools graduates have continued to use their Year 12 program to access a range of tertiary and labour market destinations. The group of students who had returned to school have been excluded, as this data was not recorded for the 2006 cohort.

However, some trends may be noted. After declines in the rate of transfer to VET from 1996 to 1998, the proportions of VET school leavers entering this destination seem to have risen steadily until the 2004 cohort, with a drop of 7.2 percentage points from 2003 to 2004, a further drop of 3.1 percentage points from 2004 to 2005 and a drop of 2.3 percentage points from 2005 to 2006. Transition to university, which rose consistently until 1998, then fell until 2003, rose sharply by 8.3 percentage points from 2003 to 2004 and increased again from 2004 to 2005 by 4.6 percentage points. For the current cohort, transition to university has declined by 2.1 percentage points.

Levels of transition to full-time work have been in a pattern of decline over recent years, with the exception of a spike in 2001. There was a 0.9 percentage point increase for the 2005 cohort and a further 1.9 percentage points increase for the current cohort. The proportion of graduates entering part-time work rose sharply in 2002 but has declined over the next three years. The current cohort has experienced a 0.9 percentage point increase in transition to part-time work.

The proportion of graduates reporting as looking for work showed a steady decline from 2002 to 2005, and has increased slightly (0.4 percentage points) for the current cohort.

Figure 6: Study destinations of Year 12 VET in Schools students, 1996-2006

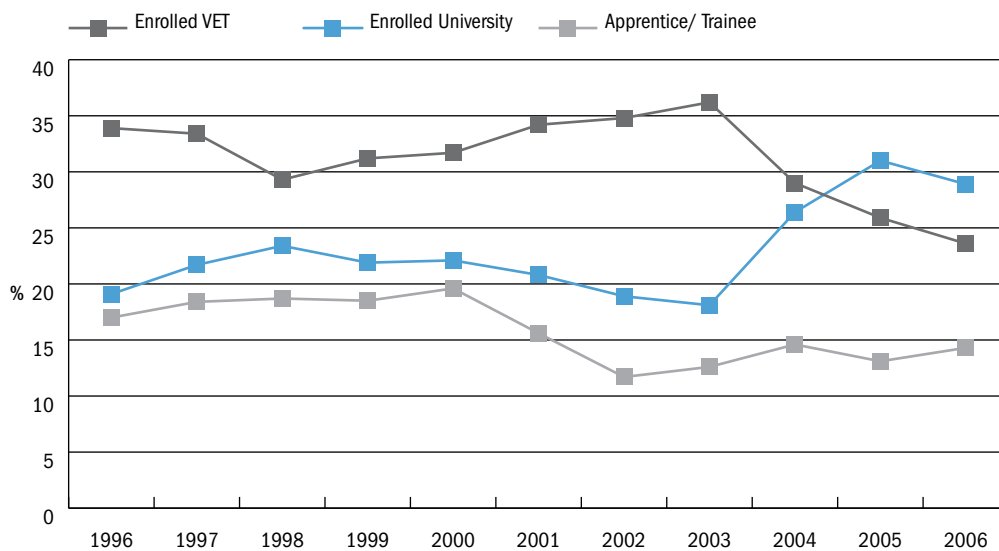
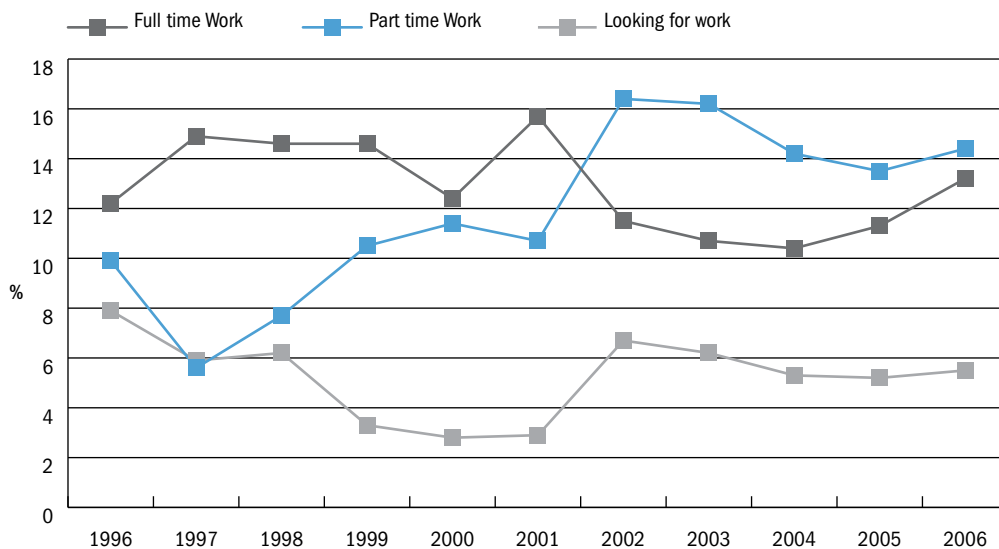


Figure 7: Labour market destinations of Year 12 VET in Schools students, 1996-2006



Reference

Teese, R. (2000) *Academic Success and Social Power: Examinations and Inequality*, Melbourne University Press, Carlton South.

Appendix A

Certificate Enrolments

Enrolments in VCE Vocational Education and Training (VET) by Certificate 2006

Certificate Title	Enrolments
Advanced Diploma of Engineering Technology	1
Certificate I in Active Volunteering	32
Certificate I in Automotive	4
Certificate I in Business	165
Certificate I in Electrotechnology	194
Certificate I in Employment Skills Training	153
Certificate I in Engineering	12
Certificate I in Engineering Technology	7
Certificate I in Furnishing	21
Certificate I in General Education for Adults	642
Certificate I in General Education for Adults (Introductory)	260
Certificate I in Horticulture	64
Certificate I in Hospitality (Kitchen Operations)	88
Certificate I in Hospitality (Operations)	37
Certificate I in Information Technology	166
Certificate I in Learning Pathways for Australian ATSI	8
Certificate I in Media	22
Certificate I in Music Industry (Foundation)	48
Certificate I in Planning for Employment and Training	3
Certificate I in Retail Operations	45
Certificate I in Rural Operations	4
Certificate I in Transition Education	736
Certificate I in Visual Arts and Contemporary Craft	17
Certificate I in Vocational Preparation	788
Certificate I in Work Education	137
Certificate II in Acting (Film and Television)	31
Certificate II in Aeroskills	11
Certificate II in Agriculture	412
Certificate II in Air Transport (General Flying Progress Test)	7
Certificate II in Animal Studies	57
Certificate II in Applied Design in Industry	1
Certificate II in Applied Language	94
Certificate II in Asset Maintenance (Fire protection equipment)	17
Certificate II in Asset Maintenance (Cleaning Operations)	3
Certificate II in Automotive (Electrical - Accessory Fitting)	4
Certificate II in Automotive (Mechanical - Radiator Repairs)	1
Certificate II in Automotive (Motorsport)	7

Certificate Title	Enrolments
Certificate II in Automotive Manufacturing	20
Certificate II in Automotive Mechanical	1
Certificate II in Automotive Technology	544
Certificate II in Automotive Technology Studies	1,713
Certificate II in Automotive Vehicle Body	9
Certificate II in Automotive Vehicle Servicing	10
Certificate II in Automotive (Mechanical-Underbody)	10
Certificate II in Automotive (Mechanical-Vehicle Servicing)	180
Certificate II in Automotive (Sales-Replacement Parts & Accessories)	4
Certificate II in Automotive (Sales-Service Station Operations)	1
Certificate II in Automotive (Vehicle Body-Detailing)	10
Certificate II in Automotive (Vehicle Body-Dismantling)	1
Certificate II in Automotive (Vehicle Body-Paint/Panel Preparation)	12
Certificate II in Bicycles (Services)	20
Certificate II in Broadcasting (Radio)	56
Certificate II in Business	2,350
Certificate II in Business (Office Administration)	1
Certificate II in Clothing Production (Intermediate)	17
Certificate II in Communication Skills	48
Certificate II in Community Pharmacy	8
Certificate II in Community Recreation	1,835
Certificate II in Community Services Support Work	1
Certificate II in Community Services Work	1,399
Certificate II in Conservation and Land Management	32
Certificate II in Dance	353
Certificate II in Desktop Publishing	1
Certificate II in Electrotechnology	4
Certificate II in Electrotechnology (Business Support)	17
Certificate II in Electrotechnology (Shared Technology)	675
Certificate II in Electrotechnology (Technical Support)	35
Certificate II in Electrotechnology Servicing	55
Certificate II in Engineering	4
Certificate II in Engineering - Production	186
Certificate II in Engineering - Production Technology	22
Certificate II in Engineering Studies	1,508
Certificate II in Entertainment	10
Certificate II in Entrepreneurship & Enterprise	8
Certificate II in Equine Industry	621
Certificate II in ESL (Access)	51
Certificate II in Extractive Industries	1
Certificate II in Financial Services	1
Certificate II in Fitness	575
Certificate II in Floor Covering & Finishing	3
Certificate II in Floristry	1
Certificate II in Food Processing	6
Certificate II in Food Processing (Wine)	34
Certificate II in Forest & Forest Products (Timber)	1

Certificate Title	Enrolments
Certificate II in Forest & Forest Products (Forest Growing/Management)	18
Certificate II in Forest & Forest Products (Timber Merchandising)	1
Certificate II in Furnishing	6
Certificate II in Furnishing (Cabinet Making)	12
Certificate II in Furnishing (Pre-apprenticeship - Leadlighting)	13
Certificate II in Furnishing (Pre-apprenticeship Cabinet Making)	1,003
Certificate II in Furnishing (Pre-apprenticeship Flat Glass Working)	57
Certificate II in Furniture Making	41
Certificate II in General & Vocational Education	2
Certificate II in General Construction	139
Certificate II in General Education for Adults	822
Certificate II in Glass and Glazing	1
Certificate II in Hairdressing	728
Certificate II in Health Support Services (General Maintenance)	1
Certificate II in Health Support Services (Client/Patient)	8
Certificate II in Horticulture	627
Certificate II in Horticulture (Parks & Gardens)	17
Certificate II in Hospitality (Kitchen Operations)	277
Certificate II in Hospitality (Operations)	5,592
Certificate II in Information Technology	1,997
Certificate II in Information Technology (Applications)	244
Certificate II in Joinery/Shopfitting/Stairbuilding (Pre-app)	23
Certificate II in Learning Pathways for ATSI Peoples	26
Certificate II in Live Production, Theatre & Events	1
Certificate II in Make-Up Artistry	2
Certificate II in Make-up Services	159
Certificate II in Meat Processing (Abattoirs)	1
Certificate II in Meat Processing (Meat Retailing)	4
Certificate II in Modelling	14
Certificate II in Multimedia	1,623
Certificate II in Music Industry (Foundation)	825
Certificate II in Nail Technology	184
Certificate II in Outdoor Power Equipment (Services)	4
Certificate II in Outdoor Recreation	827
Certificate II in Outdoor Recreation (Multiple Activities)	49
Certificate II in Plumbing (Prevocational)	119
Certificate II in Printing & Graphic Arts	3
Certificate II in Printing & Graphic Arts (Desktop Publishing)	59
Certificate II in Printing & Graphic Arts (General)	2
Certificate II in Production Horticulture	16
Certificate II in Public Safety (Aquatic Rescue)	1
Certificate II in Public Safety (Firefighting Operations)	41
Certificate II in Public Safety (SES Rescue)	37
Certificate II in Racing (Stablehand)	5
Certificate II in Retail Cosmetic Services	46
Certificate II in Retail Operations	3,204
Certificate II in Rural Operations	15

Certificate Title	Enrolments
Certificate II in Science for Adults	93
Certificate II in Screen	13
Certificate II in Seafood Industry (Aquaculture)	15
Certificate II in Security Operations	29
Certificate II in Small Business (Operations/Innovation)	244
Certificate II in Spoken and Written English	41
Certificate II in Sport (Coaching)	36
Certificate II in Sport (Officiating)	20
Certificate II in Sport and Recreation	172
Certificate II in Store Operations (Woolworths Supermarkets)	1
Certificate II in Telecommunications (Cabling)	14
Certificate II in Tourism (Operations)	25
Certificate II in Transport & Distribution (Administration)	8
Certificate II in Transport and Distribution (Road Transport)	17
Certificate II in Transport and Distribution (Warehousing)	3
Certificate II in Visual Arts and Contemporary Craft	18
Certificate II in Vocational Studies (Printing & Graphic Technology)	3
Certificate III in Acting (Film and Television)	12
Certificate III in Aged Care Work	41
Certificate III in Agriculture	22
Certificate III in Applied Language	2
Certificate III in Asset Maintenance (Cleaning Operations)	2
Certificate III in Automotive (Electrical)	2
Certificate III in Automotive (Mechanical - Motor Cycle)	12
Certificate III in Automotive (Sales - Parts Interpreting)	1
Certificate III in Automotive Mechanical Technology	7
Certificate III in Automotive (Mechanical-Heavy Vehicle Rd Transport)	12
Certificate III in Automotive (Mechanical-Light Vehicle)	8
Certificate III in Beauty	6
Certificate III in Beauty Services	320
Certificate III in Broadcasting (Radio)	21
Certificate III in Business	223
Certificate III in Business (Legal Administration)	2
Certificate III in Business (Recordkeeping)	2
Certificate III in Business Administration	225
Certificate III in Carpentry	17
Certificate III in Children's Services	318
Certificate III in Christian Ministry	127
Certificate III in Christian Studies	18
Certificate III in Communication Skills	47
Certificate III in Community Recreation	3
Certificate III in Community Services (Community Work)	4
Certificate III in Community Services Work	15
Certificate III in Concept Development for Clothing Products	680
Certificate III in Dance	22
Certificate III in Dance Performance	1
Certificate III in Design Fundamentals	13

Certificate Title	Enrolments
Certificate III in Disability Work	8
Certificate III in Education	20
Certificate III in Electrotechnology Building Services	1
Certificate III in Electrotechnology Systems Electrician	7
Certificate III in Engineering - Mechanical Trade	3
Certificate III in Engineering Studies	21
Certificate III in ESL (Access)	12
Certificate III in Financial Services	180
Certificate III in Financial Services (Accounts Clerical)	1
Certificate III in Fine Arts	14
Certificate III in Fitness	33
Certificate III in Fitness	30
Certificate III in Floor Covering and Finishing	59
Certificate III in Floristry	1
Certificate III in Food Processing	1
Certificate III in Food Processing (Retail Baking-Cake & Pastry)	1
Certificate III in Furniture Making	71
Certificate III in Furniture Making (Cabinet Making)	25
Certificate III in Gen Construction (Carp-Framewrk/Formwrk/Finish)	43
Certificate III in General Construction (Bricklaying/Blocklaying)	6
Certificate III in General Construction (Painting & Decorating)	4
Certificate III in General Construction (Wall and ceiling lining)	4
Certificate III in General Construction (Wall and Floor Tiling)	1
Certificate III in General Education for Adults	284
Certificate III in Hairdressing	108
Certificate III in Health Service Assistance (Pathology Assistance)	1
Certificate III in Health Service Assistance(Client/Patient services)	16
Certificate III in Health Services Assistance (Allied Health Assistance)	1
Certificate III in Health Support Services	10
Certificate III in Home and Community Care	3
Certificate III in Horticulture	3
Certificate III in Hospitality (Commercial Cookery)	56
Certificate III in Hospitality (Operations)	432
Certificate III in I.T - I.T Vendor program	32
Certificate III in Information Technology (General)	1,053
Certificate III in Information Technology (Network Administration)	322
Certificate III in Information Technology (Software Applications)	1,625
Certificate III in Laboratory Skills	20
Certificate III in Live Production, Theatre & Events (Technical Ops)	2
Certificate III in Marine (Mechanics)	1
Certificate III in Meat Processing (Meat Retailing)	1
Certificate III in Meetings & Events	28
Certificate III in Multimedia	2,121
Certificate III in Music	479
Certificate III in Music Industry (Business)	1
Certificate III in Music Industry (Technical Production)	672
Certificate III in Off-Site Construction (Sign Writing/Computer Ops)	1

Certificate Title	Enrolments
Certificate III in Outdoor Recreation (Multiple activities)	1
Certificate III in Plastics	21
Certificate III in Plumbing	8
Certificate III in Printing and Graphic Arts (Graphic Pre-press)	47
Certificate III in Process Manufacturing	3
Certificate III in Public Safety (Firefighting & Emergency Operations)	13
Certificate III in Racing (Advanced Stablehand)	5
Certificate III in Retail Operations	818
Certificate III in Retail Supervision	215
Certificate III in Roof Tiling and Slating	57
Certificate III in Rural Business	1
Certificate III in Screen	62
Certificate III in Spoken and Written English	16
Certificate III in Sport (Coaching)	36
Certificate III in Sport and Recreation	5
Certificate III in Stonemasonry (Monumental/Installation)	1
Certificate III in Tourism (Operations)	8
Certificate III in Transport & Distribution (Administration)	5
Certificate III in Transport & Distribution (Aviation Flight Operations)	8
Certificate III in Transport & Distribution (Warehousing & Storage)	30
Certificate III in Upholstery	14
Certificate III in Visual Arts and Contemporary Craft	33
Certificate IV in Aged Care Work	1
Certificate IV in Arts (Interior Decoration)	1
Certificate IV in Business (Small Business Management)	9
Certificate IV in Business Administration	19
Certificate IV in Clothing Production	11
Certificate IV in Community Services (Lifestyle & Leisure)	1
Certificate IV in Companion Animal Services	1
Certificate IV in Design	150
Certificate IV in Disability Work	20
Certificate IV in Health (Nursing)	1
Certificate IV in Horse Management	1
Certificate IV in Hospitality (Supervision)	39
Certificate IV in Information Technology (Client Support)	5
Certificate IV in Information Technology (Network Management)	3
Certificate IV in Information Technology (Web site Administration)	2
Certificate IV in Information Technology (General)	1
Certificate IV in Massage	2
Certificate IV in Multimedia	14
Certificate IV in Music	15
Certificate IV in Photo-imaging	1
Certificate IV in Racing (Jockey)	2
Certificate IV in Racing (Thoroughbred Owner Trainer)	1
Certificate IV in Retail Management	7
Certificate IV in Screen	25
Certificate IV in Theatre Arts	11

Certificate Title	Enrolments
Certificate IV in Training and Assessment	1
Certificate IV in Transport & Distribution (Aviation Flight Ops)	18
Certificate IV in Veterinary Nursing	1
Certificate IV in Visual Arts & Contemporary Craft	21
Certificate IV in Wool Classing	3
Certificate IV in Youth Work	15
Cisco Networking Academy Program	303
Course in First Aid Level 1 - Emergency Life Support	251
Course in First Aid Level 2 - Provide First Aid	79
Course in Intermediate First Aid	2
Course in Introduction to Community and Event Volunteering	7
Course in Workforce Re-entry Skills	27
Course in Workplace First Aid (Level 2)	6
Course in Workplace First Aid (Level 2/Senior)	1
Diploma of Arts (Applied Photography)	125
Diploma of Arts (Screen Print Design)	11
Diploma of Children's Services	1
Diploma of Conservation & Land Management	1
Diploma of Dance (Classical Ballet & Performing Arts)	3
Diploma of Horse Studies (Breeding)	1
Diploma of Theatre Arts	11
Diploma of Youth Work	1
VCE VET Building & Construction	2357
VCE VET Retail Operations	165
Visual Arts, Craft and Design Training Package	11

Appendix B

Study Score Certificates

VET Programmes that have a study Score available in a 3-4 sequence, 2006

VET Program	Sequence
Business - Office Admin (NAP) 3	3
Business - Office Admin (NAP) 4	4
Business - Office Admin (VCE VET) 3	3
Business - Office Admin (VCE VET) 4	4
Business (NAP) A 3	3
Business (NAP) A 4	4
Business (NAP) B 3	3
Business (NAP) B 4	4
Business (VCE VET) A 3	3
Business (VCE VET) A 4	4
Business Services A 3	3
Business Services A 4	4
Business Services B 3	3
Business Services B 4	4
Business Services C 3	3
Business Services C 4	4
Business Services D 3	3
Business Services D 4	4
Business Services E 3	3
Business Services E 4	4
Community Recreation (VCE VET) A 3	3
Community Recreation (VCE VET) A 4	4
Community Services - Aged (NAP) 3	3
Community Services - Aged (NAP) 4	4
Community Services - Community (NAP) 3	3
Community Services - Community (NAP) 4	4
Community Services (Community Work) 3	3
Community Services (Community Work) 4	4
Community Services And Health A 3	3
Community Services And Health A 4	4
Community Services And Health B 3	3
Community Services And Health B 4	4
Community Services And Health C 3	3
Community Services And Health C 4	4
Community Services And Health D 3	3
Community Services And Health D 4	4
Community Services And Health E 3	3

VET Program	Sequence
Community Services And Health E 4	4
Community Services Work (VCE VET) A 3	3
Community Services Work (VCE VET) A 4	4
Cultural & Recreation - Recreation A 3	3
Cultural & Recreation - Recreation A 4	4
Cultural & Recreation - Recreation B 3	3
Cultural & Recreation - Recreation B 4	4
Cultural & Recreation - Recreation C 3	3
Cultural & Recreation - Recreation C 4	4
Cultural & Recreation - Recreation D 3	3
Cultural & Recreation - Recreation D 4	4
Cultural & Recreation - Recreation E 3	3
Cultural & Recreation - Recreation E 4	4
Dance (VCE VET) 3	3
Dance (VCE VET) 4	4
Electrical And Electronics A 3	3
Electrical And Electronics A 4	4
Electrical And Electronics B 3	3
Electrical And Electronics B 4	4
Electrical And Electronics C 3	3
Electrical And Electronics C 4	4
Electrical And Electronics D 3	3
Electrical And Electronics D 4	4
Electrical And Electronics E 3	3
Electrical And Electronics E 4	4
Electronics (VCE VET) 3	3
Electronics (VCE VET) 4	4
Electrotechnology (VCE VET) 3	3
Electrotechnology (VCE VET) 4	4
Engineering - Production (NAP) 3	3
Engineering - Production (NAP) 4	4
Engineering (NAP) 3	3
Engineering (NAP) 4	4
Engineering Studies (VCE VET) 3	3
Engineering Studies (VCE VET) 4	4
Engineering Studies (VCE VET) A 3	3
Engineering Studies (VCE VET) A 4	4
Engineering Technology (VCE VET) 3	3
Engineering Technology (VCE VET) 4	4
Equine Industry (VCE VET) 3	3
Equine Industry (VCE VET) 4	4
Financial Services (VCE VET) 3	3
Financial Services (VCE VET) 4	4
Financial Services (VCE VET) A 3	3
Financial Services (VCE VET) A 4	4
Furnishing - Cabinet (VCE VET) 3	3
Furnishing - Cabinet (VCE VET) 4	4

VET Program	Sequence
Furnishing (VCE VET) B 3	3
Furnishing (VCE VET) B 4	4
Furnishing A 3	3
Furnishing A 4	4
Furnishing B 3	3
Furnishing B 4	4
Furnishing C 3	3
Furnishing C 4	4
Furnishing D 3	3
Furnishing D 4	4
Furnishing E 3	3
Furnishing E 4	4
Hospitality - Operations (NAP) 3	3
Hospitality - Operations (NAP) 4	4
Hospitality - Operations (NAP) C 3	3
Hospitality - Operations (NAP) C 4	4
Hospitality - Operations (NAP) D 3	3
Hospitality - Operations (NAP) D 4	4
Hospitality - Operations (VCE VET) 3	3
Hospitality - Operations (VCE VET) 4	4
Hospitality - Operations (VCE VET) A 3	3
Hospitality - Operations (VCE VET) A 4	4
Information Tech - General (NAP) 3	3
Information Tech - General (NAP) 4	4
Information Tech - General (VCE VET) 3	3
Information Tech - General (VCE VET) 4	4
Information Tech - Network (NAP) 3	3
Information Tech - Network (NAP) 4	4
Information Tech - Network (VCE VET) 3	3
Information Tech - Network (VCE VET) 4	4
Information Tech - Software (NAP) 3	3
Information Tech - Software (NAP) 4	4
Information Tech - Software(VCE VET) 3	3
Information Tech - Software(VCE VET) 4	4
Information Technology D 3	3
Information Technology D 4	4
Information Technology E 3	3
Information Technology E 4	4
Information Technology F 3	3
Information Technology F 4	4
Information Technology G 3	3
Information Technology G 4	4
Information Technology H 3	3
Information Technology H 4	4
Laboratory Skills (VCE VET) 3	3
Laboratory Skills (VCE VET) 4	4
Laboratory Skills (VCE VET) C 3	3

VET Program	Sequence
Laboratory Skills (VCE VET) C 4	4
Metals And Engineering A 3	3
Metals And Engineering A 4	4
Metals And Engineering B 3	3
Metals And Engineering B 4	4
Metals And Engineering C 3	3
Metals And Engineering C 4	4
Metals And Engineering D 3	3
Metals And Engineering D 4	4
Metals And Engineering E 3	3
Metals And Engineering E 4	4
Multimedia (VCE VET) A 3	3
Multimedia (VCE VET) A 4	4
Music - Performance (VCE VET) 3	3
Music - Performance (VCE VET) 4	4
Music (VCE VET) A 3	3
Music (VCE VET) A 4	4
Music Industry - Tech Prod(VCE VET) A3	3
Music Industry - Tech Prod(VCE VET) A4	4
Music Skills - Technology (VCE VET) 3	3
Music Skills - Technology (VCE VET) 4	4
Outdoor Recreation (VCE VET) A 3	3
Outdoor Recreation (VCE VET) A 4	4
Processing Manufacturing A 3	3
Processing Manufacturing A 4	4
Processing Manufacturing B 3	3
Processing Manufacturing B 4	4
Processing Manufacturing C 3	3
Processing Manufacturing C 4	4
Processing Manufacturing D 3	3
Processing Manufacturing D 4	4
Processing Manufacturing E 3	3
Processing Manufacturing E 4	4
Sport - Career Oriented Part. (NAP) 3	3
Sport - Career Oriented Part. (NAP) 4	4
Sport - Officiating (NAP) 3	3
Sport - Officiating (NAP) 4	4
Sport & Rec - Community Rec(VCE VET) 3	3
Sport & Rec - Community Rec(VCE VET) 4	4
Sport & Rec - Fitness (VCE VET) 3	3
Sport & Rec - Fitness (VCE VET) 4	4
Sport & Rec - Outdoor Rec (VCE VET) 3	3
Sport & Rec - Outdoor Rec (VCE VET) 4	4
Sport & Rec (Community Recreation)Nap3	3
Sport & Rec (Community Recreation)Nap4	4
Sport & Rec (Outdoor Recreation) Nap 3	3
Sport & Rec (Outdoor Recreation) Nap 4	4

VET Program	Sequence
Sport And Recreation - Fitness (NAP) 3	3
Sport And Recreation - Fitness (NAP) 4	4
Sport And Recreation Nap 3	3
Sport And Recreation Nap 4	4
Tourism And Hospitality 3	3
Tourism And Hospitality 4	4
Tourism And Hospitality A 3	3
Tourism And Hospitality A 4	4
Tourism And Hospitality B 3	3
Tourism And Hospitality B 4	4